

# Vanguard Emerging Markets Stock Index Fund

International stock fund | Institutional Shares

## Fund facts

<b>Risk level</b> Low <-----> High 1 2 3 4 <b>5</b>					<b>Total net assets</b> \$7,947 MM	<b>Expense ratio as of 02/28/25</b> 0.09%	<b>Ticker symbol</b> VEMIX	<b>Turnover rate</b> 7.8%	<b>Inception date</b> 06/22/00	<b>Fund number</b> 0239
---	--	--	--	--	---------------------------------------	--	-------------------------------	------------------------------	-----------------------------------	----------------------------

## Investment objective

Vanguard Emerging Markets Stock Index Fund seeks to track the performance of a benchmark index that measures the investment return of stocks issued by companies located in emerging market countries.

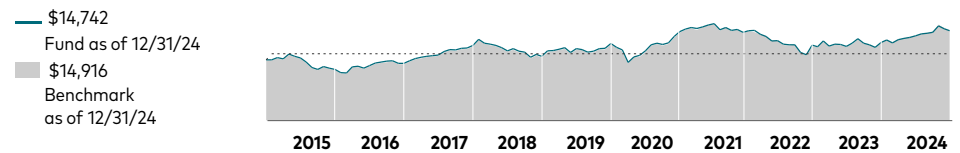
## Investment strategy

The fund employs an indexing investment approach designed to track the performance of the FTSE Emerging Markets All Cap China A Inclusion Index, a market-capitalization-weighted index that is made up of approximately 3,500 common stocks of large-, mid-, and small-cap companies located in emerging markets around the world. The fund invests by sampling the index, meaning that it holds a broadly diversified collection of securities that, in the aggregate, approximates the index in terms of key characteristics. These key characteristics include industry weightings and market capitalization, as well as certain financial measures, such as price/earnings ratio and dividend yield.

## Benchmark

Spliced Emerging Markets Index

### Growth of a \$10,000 investment: January 31, 2015–December 31, 2024



## Annual returns

	2015	2016	2017	2018	2019	2020	2021	2022	2023	2024
<b>Fund</b>	-15.34	11.76	31.43	-14.54	20.37	15.26	0.92	-17.74	9.23	11.00
<b>Benchmark</b>	-15.40	11.77	31.06	-14.77	20.41	15.51	1.48	-17.58	9.55	11.63

## Total returns

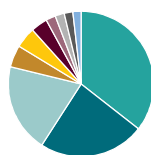
Periods ended March 31, 2025

	Quarter	Year to date	One year	Three years	Five years	Ten years
<b>Fund</b>	2.10%	2.10%	11.22%	2.79%	9.44%	4.03%
<b>Benchmark</b>	1.21%	1.21%	10.71%	2.56%	9.54%	4.09%

The performance data shown represent past performance, which is not a guarantee of future results. Investment returns and principal value will fluctuate, so investors' shares, when sold, may be worth more or less than their original cost. Current performance may be lower or higher than the performance data cited. For performance data current to the most recent month-end, visit our website at [vanguard.com/performance](http://vanguard.com/performance). The performance of an index is not an exact representation of any particular investment, as you cannot invest directly in an index.

Figures for periods of less than one year are cumulative returns. All other figures represent average annual returns. Performance figures include the reinvestment of all dividends and any capital gains distributions. All returns are net of expenses.

## Market allocation—stocks



China	33.1%	South Africa	3.5
India	21.9	Mexico	2.0
Taiwan	18.4	Malaysia	1.9
Brazil	4.5	Thailand	1.8
Saudi Arabia	4.3	United Arab Emirates	1.7

Spliced Emerging Markets Index: Select Emerging Markets Index through August 23, 2006; MSCI Emerging Markets Index through January 9, 2013; FTSE Emerging Transition Index through June 27, 2013; FTSE Emerging Index through November 1, 2015; FTSE Emerging Markets All Cap China A Transition Index through September 18, 2016; and FTSE Emerging Markets All Cap China A Inclusion Index thereafter. Benchmark returns are adjusted for withholding taxes.

# Vanguard Emerging Markets Stock Index Fund

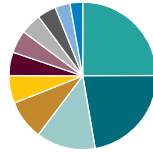
International stock fund | Institutional Shares

## Ten largest holdings\*

1	Taiwan Semiconductor Manufacturing Co. Ltd.
2	Tencent Holdings Ltd.
3	Alibaba Group Holding Ltd.
4	HDFC Bank Ltd.
5	Meituan
6	Xiaomi Corp.
7	Reliance Industries Ltd.
8	PDD Holdings Inc.
9	China Construction Bank Corp.
10	ICICI Bank Ltd.
Top 10 as % of total net assets	
23.3%	

\* The holdings listed exclude any temporary cash investments and equity index products.

## Sector Diversification



Technology	24.9%	Consumer Staples	5.0
Financials	22.4	Telecommunications	4.6
Consumer Discretionary	13.0	Health Care	4.1
Industrials	8.7	Utilities	3.3
Basic Materials	6.1	Real Estate	2.8
Energy	5.1	Other	0.0

Sector categories are based on the Industry Classification Benchmark system ("ICB"), except for the "Other" category (if applicable), which includes securities that have not been provided an ICB classification as of the effective reporting period.

Connect with Vanguard® • [vanguard.com](https://www.vanguard.com)

## Plain talk about risk

An investment in the fund could lose money over short or even long periods. You should expect the fund's share price and total return to fluctuate within a wide range, like the fluctuations of the overall stock market. The fund's performance could be hurt by:

**Stock market risk:** The chance that stock prices overall will decline. Stock markets tend to move in cycles, with periods of rising stock prices and periods of falling stock prices. The fund's investments in foreign stocks can be riskier than U.S. stock investments. Foreign stocks tend to be more volatile and less liquid than U.S. stocks. The prices of foreign stocks and the prices of U.S. stocks may move in opposite directions. In addition, the fund's target index may, at times, become focused in stocks of a particular market sector, which would subject the fund to proportionately higher exposure to the risks of that sector.

**Country/Regional risk:** The chance that world events—such as political upheaval, financial troubles, or natural disasters—will adversely affect the value of securities issued by companies in foreign countries or regions. Country/regional risk is especially high in emerging markets. The index's, and therefore the fund's, heavy exposure to China, Brazil, and Taiwan subjects the fund to a higher degree of country risk than that of more geographically diversified international funds.

**Emerging markets risk:** The chance the stocks of companies located in emerging markets will be substantially more volatile, and substantially less liquid, than the stocks of companies located in more developed foreign markets.

**Special risks of investing in China:** The fund's investments in companies or issuers economically tied to China are subject to the country/regional, emerging markets, and currency risks described above, in addition to unique risks. Investments economically tied to China are associated with considerable degrees of social and humanitarian, legal, regulatory, political, and economic uncertainty. Risks described above may be more pronounced for the fund. All of these factors, among others, could have negative impacts on the fund. For example, the fund may not be able to access its desired amount of shares of companies incorporated in China that trade on the Shanghai and Shenzhen Stock Exchanges (A-shares) and/or the Hong Kong Stock Exchange (H-shares), which may cause the fund to miss out on investment opportunities. Investments economically tied to China may be (or become in the future) restricted or sanctioned by the U.S. government or another government, which could cause these securities to decline in value or become less liquid. If the fund's holdings become impacted by restrictions or sanctions, the fund may incur losses. Additionally, the fund may gain exposure to certain companies in China through legal structures known as variable interest entities (VIEs), which provide exposure to Chinese companies through contractual arrangements instead of equity ownership. Investing through a VIE does not offer the same level of investor protection as direct ownership and is subject to risks including breach of the contractual arrangements, difficulty in enforcing the contractual arrangements outside of the U.S., and intervention by the U.S. government. These risks could significantly affect a VIE's market value, which in turn could impact the fund's performance.

**Currency risk:** The chance that the value of a foreign investment, measured in U.S. dollars, will decrease because of unfavorable changes in currency exchange rates.

**Index sampling risk:** The chance that the securities selected for the fund, in the aggregate, will not provide investment performance matching that of the index.

**Index-related risks:** The fund is subject to risks associated with index investing, which include passive management risk, tracking error risk, and index provider risk. Passive management risk is the chance that the fund's use of an indexing strategy will negatively impact the fund's performance. Because the fund seeks to track the performance of its target index regardless of how that index is performing, the fund's performance may be lower than it would be if the fund were actively managed. Tracking error risk is the chance that the fund's performance will deviate from the performance of its target index. Tracking error risk may be heightened during times of increased market volatility or under other unusual market conditions. Index provider risk is the chance that the fund will be negatively impacted by changes or errors made by the index provider. Any gains, losses, or costs associated with or resulting from an error made by the index provider will generally be borne by the fund and, as a result, the fund's shareholders.

**Sector risk:** The chance that significant problems will affect a particular sector, or that returns from that sector will trail returns from the overall stock market. Daily fluctuations in specific market sectors are often more extreme or volatile than fluctuations in the overall market. Because a significant portion of the fund's assets are in the information technology sector, the fund's performance is impacted by the general condition of that sector. Companies in the information technology sector could be affected by, among other things, overall economic conditions, short product cycles, rapid obsolescence of products, competition, and government regulation.

**Nondiversification risk:** Because the fund seeks to closely track the composition of the fund's target index, from time to time, more than 25% of the fund's total assets may be invested in issuers representing more than 5% of the fund's total assets due to an index rebalance or market movement, which would result in the fund being nondiversified under the Investment Company Act of 1940. The fund's performance may be hurt disproportionately by the poor performance of relatively few stocks, or even a single stock, and the fund's shares may experience significant fluctuations in value.

## Note on frequent trading restrictions

Frequent trading policies may apply to those funds offered as investment options within your plan. Please log on to [vanguard.com](https://www.vanguard.com) for your employer plans or contact

# Vanguard Emerging Markets Stock Index Fund

International stock fund | Institutional Shares

Participant Services at 800-523-1188 for additional information.

London Stock Exchange Group companies include FTSE International Limited ("FTSE"), Frank Russell Company ("Russell"), MTS Next Limited ("MTS"), and FTSE TMX Global Debt Capital Markets Inc. ("FTSE TMX"). All rights reserved. "FTSE", "Russell", "MTS", "FTSE TMX" and "FTSE Russell" and other service marks and trademarks related to the FTSE or Russell indexes are trademarks of the London Stock Exchange Group companies and are used by FTSE, MTS, FTSE TMX and Russell under license. All information is provided for information purposes only. No responsibility or liability can be accepted by the London Stock Exchange Group companies nor its licensors for any errors or for any loss from use of this publication. Neither the London Stock Exchange Group companies nor any of its licensors make any claim, prediction, warranty or representation whatsoever, expressly or impliedly, either as to the results to be obtained from the use of the FTSE Indexes or the fitness or suitability of the Indexes for any particular purpose to which they might be put.

**For more information about Vanguard funds or to obtain a prospectus, see below for which situation is right for you.**

If you receive your retirement plan statement from Vanguard or log on to Vanguard's website to view your plan, visit [vanguard.com](https://vanguard.com) or call **800-523-1188**.

If you receive your retirement plan statement from a service provider other than Vanguard or log on to a recordkeeper's website that is not Vanguard to view your plan, please call **855-402-2646**.

**Visit [vanguard.com](https://vanguard.com) to obtain a prospectus or, if available, a summary prospectus. Investment objectives, risks, charges, expenses, and other important information about a fund are contained in the prospectus; read and consider it carefully before investing.**

**Financial advisor clients: For more information about Vanguard funds, contact your financial advisor to obtain a prospectus.**

# Vanguard Emerging Markets Stock Index Fund

International stock fund | Institutional Shares

Investment Products: Not FDIC Insured • No Bank Guarantee • May Lose Value